




ANNUAL REPORT 2023

Gearing Towards Total Electrification



Report Contents



ABOUT THE COVER

The NEA 2023 Annual Report Cover encapsulates the profound impact of rural electrification. Set against breathtaking scenery, a vibrant community thriving beneath the glow of electric lights, showcasing the tangible benefits of this essential service. The joyful presence of playing children symbolizes empowerment, emphasizing NEA's commitment to enhancing rural lives. Additionally, the foreground image of solar panels signifies the agency's unwavering dedication to driving sustainable progress and fostering connectivity within rural communities.

3	Letter to the President
4 - 5	Messages
6 - 7	The Agenda Towards Sustainable Rural Development
8	Strategy Map / Statement of Compliance
9	Performance Scorecard
10	Whistleblowing Program and Complaint Policy
12 - 13	The Board of Administrators
14 - 17	Corporate Accomplishments
18 - 19	Management Representation Letter
20 - 21	Financial Statements (Unaudited)
22 - 26	Status of Energization
27 - 31	Executive Committee / Assembly of Leaders
32 - 33	Our Partners



Republic of the Philippines
National Electrification Administration
Quezon City

March 2024

His Excellency Ferdinand Romualdez Marcos Jr.
President of the Republic of the Philippines
Malacañan Palace
Manila

Dear Mr. President:

I have the honor to submit the Annual Report of the National Electrification Administration for the Year 2023.

Very truly yours,


ANTONIO MARIANO C. ALMEDA
Administrator

MESSAGE FROM THE PRESIDENT OF THE PHILIPPINES



MALACAÑAN PALACE
MANILA

MESSAGE

For more than half a century, the **National Electrification Administration** has been a driving force in improving the social and economic condition of our citizens in the countryside through rural electrification. By strengthening the technical proficiency and financial viability of our electric cooperatives as well as preparing them to navigate the deregulated power market, you contribute towards the emergence of small- and medium-scale industries that give our people equitable opportunities for their development.

May you draw inspiration from the pages of your **2023 Annual Report** to enhance the implementation of our Sitio Electrification Program as you continue to pursue further initiatives that will make your agency more relevant to the needs of our time. I urge you to intensify your efforts in advancing environmental protection and conservation by exploring new sources of alternative energy to ensure a reliable power supply for our people in the future.

Beyond cherishing your achievements, let this publication serve as a reminder that we still have a long way to go in achieving the complete electrification of our nation by 2028. I thus enjoin you to continue empowering our people by facilitating the establishment of more electricity connections, especially for the benefit of our countrymen who live in the farthest reaches of our land. Together, let us become the light that guides our people in their darkest moments, renewing their hope, confidence, and fervor for life.

I wish you all the best in your heartfelt endeavors.


FERDINAND R. MARCOS JR.

MANILA
March 2024

THE PRESIDENT OF THE PHILIPPINES

MESSAGE FROM THE DEPARTMENT OF ENERGY



Republic of the Philippines
Department of Energy
(Kagawaran ng Enerhiya)



MESSAGE

On behalf of the Department of Energy (DOE), I congratulate the National Electrification Administration (NEA) officials and employees for their unwavering dedication and commitment to public service.

The task of expanding access to electricity is crucial to our country's national development, but its impact goes beyond the development that energization could bring. Of even more importance in this task is the comfort and convenience it will bring to every Filipino, to whom the government promises a better and more progressive way of life.

Despite the challenges and constraints, the latest NEA's energization data reflect significant progress within the franchise areas of electric cooperatives (ECs) in CY 2023. A total of 15.99 million consumers from 79 provinces, 91 cities, 1,386 municipalities, 36,065 barangays and 128,411 sitios were energized as of said year. This marks a substantial expansion of our electricity coverage and demonstrates the tangible impact of our electrification initiatives on the lives of millions of Filipinos.

Further, NEA's ability to respond to the community's needs during national disasters is commendable. Your approach to these disasters and how to respond to them has been steadily evolving --- from reactive to proactive, capitalizing on your resource mobilization and sustained efforts to restore electricity services to affected communities. Extreme events, however, will continue to come more often, even in greater intensity, as climate change escalates. Thus, I encourage you to be even more responsive.

I also congratulate NEA for being recognized by the Governance Commission for GOCCs (GCG) as one of the top-ranking GOCCs for 2022. This important acknowledgment underscores your Agency's ability to maintain the highest standards of corporate governance and reflects its commitment to excellence and accountability.

Finally, it is noteworthy to acknowledge NEA's significant role in guiding our ECs to perform efficiently within the regulated market which the government has established since 2001. While we recognize that each cooperative is unique, we are confident that the current NEA leadership will be able to shepherd our non-performing cooperatives towards efficiency and better service to its member-consumers.

Our collective responsibility is to energize and deliver quality and efficient electrification services to our people. I congratulate you for all your efforts in 2023, but at the same time, I pose the challenge for us to accomplish even more in the coming years.

Thank you and more power to NEA!


RAPHAEL P. M. LOTILLA
Secretary



Energy Center, Rizal Drive cor. 34th Street, Bonifacio Global City, Taguig City,
Philippines 1632 Tel. No. (Trunkline)(632)8479-2900
Website: www.doe.gov.ph; E-mail: infocenter@doe.gov.ph



NEA 5-POINT AGENDA

1 PROMOTE INCLUSIVE DEVELOPMENT THROUGH RURAL ELECTRIFICATION



2 INTENSIFY NEA & EC CAPACITY BUILDING



3 EMPOWER ELECTRIC CONSUMERS



4 ENHANCE CORPORATE GOVERNANCE



5 ENSURE COGNIZANCE OF LEGISLATIVE AGENDA



VISION

Promoting good governance, competence and transparency to achieve fully electrified Philippines in 2028.

CREDO

Go where the darkness looms
Create the path of light
Walk with the rural folks
Install the lines of progress

Work with the Electric Cooperatives
Spin the engine of growth
Bring electricity to the industries, communities and households

Protect the consumers' interest
Serve with your hearts
Share your talents
And make a difference

Live honestly
Work efficiently
Promote solidarity

MANDATED MISSION

- * To promote the sustainable development in the rural areas through rural electrification
- * To empower and strengthen the NEA to pursue the electrification program and bring electricity, through the Electric Cooperatives as its implementing arm, to the countryside even in missionary or economically unviable areas, and
- * To empower and enable Electric Cooperatives to cope with the changes brought about by the restructuring of the electric power industry

SHARED VALUES

To live and be guided by:

Commitment
Friendliness and Participation
Leadership and Initiative
Integrity and Honesty
Generosity
Hardwork
Teamwork

CORE VALUES

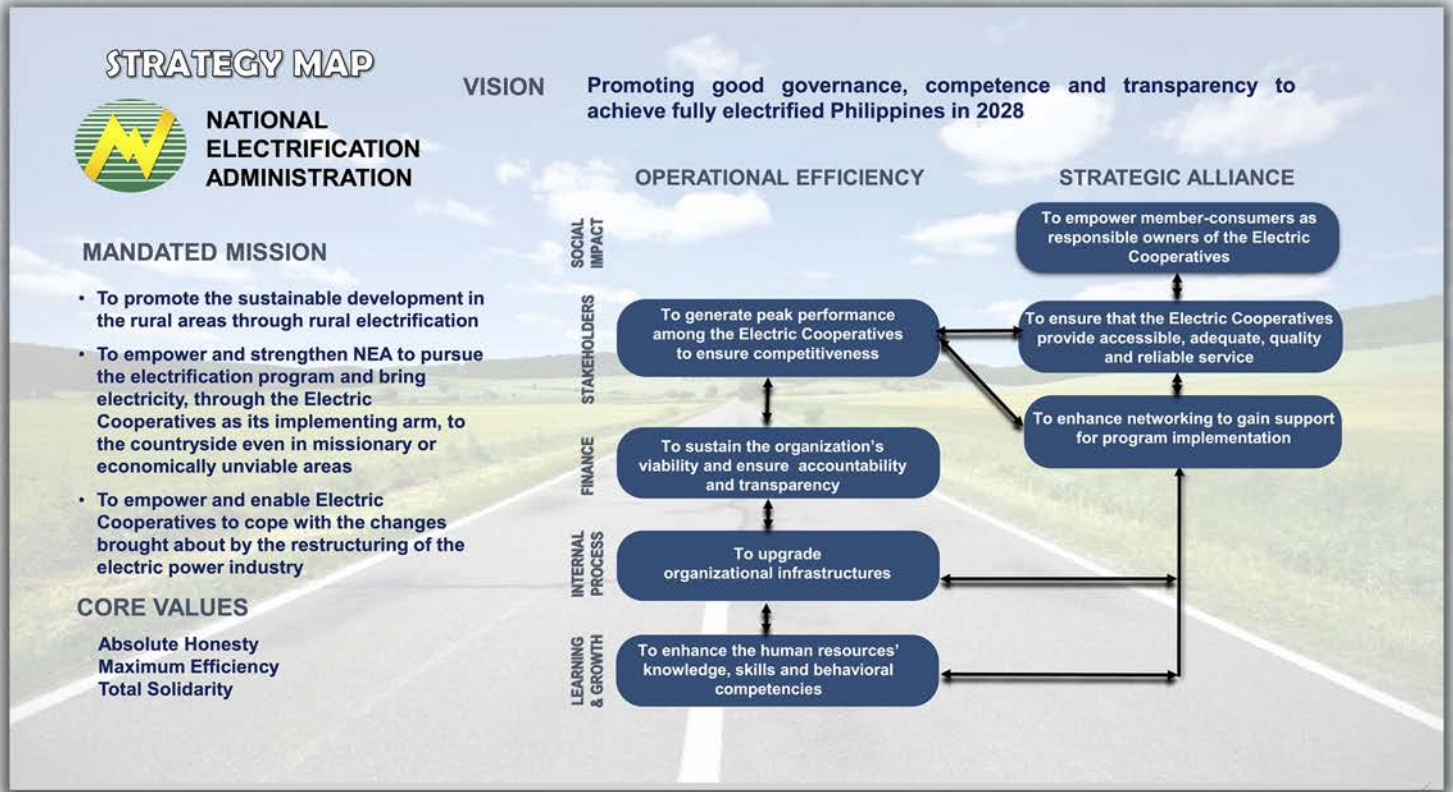
Absolute Honesty

Maximum Efficiency

Total Solidarity

As part of the Corporate Governance initiative of the agency, the Board conducts an annual review of the Strategy Map, Vision and Mission, and corresponding strategies for its attainment. Through Board Resolution No. 2023-20, the Board approved the NEA's new vision to state "Promoting good governance, competence and transparency to achieve fully electrified Philippines in 2028".

Through the NEA's Performance Scorecard Accomplishment Report, the Board is able to monitor the implementation of the corporate strategy of the Agency. For 2023, based on self-assessment, the NEA was able to achieve a 97.29% rating of its targets against the GCG-approved 2023 Performance Scorecard.



Statement Confirming Full Compliance with the Code of Corporate Governance

The NEA Board Governance Nomination and Remuneration Committee (BGNRC) reviewed the recommendations of Management prior to endorsement and approval by the NEA Board. All Resolutions and Actions taken by the NEA Board for Calendar Year 2023 are in full compliance with the Code of Corporate Governance.

Agustin L. Maddatu
AGUSTIN L. MADDATU
 Chairman, NEA BGNRC
 Member, NEA Board of Administrators

Statement Confirming Adequacy of Internal Control System

The NEA Board Audit Committee (BAC) reviewed the findings, observations and recommendations of the Internal Audit Quality and Management Office on the Operations of the NEA prior to the endorsement and approval of the NEA Board. The Internal Control System of the NEA is adequate.

Rene M. Gonzales
RENE M. GONZALES
 Chairman, NEA BAC
 Member, NEA Board of Administrators

Statement of Review of Financial, Operational, and Risk Management System

The NEA Board Credit and Risk Management Committee (BCRMC) reviewed the recommendations of Management for Calendar Year 2023 involving Financial, Operational and Risk Management prior to endorsement and approval by the NEA Board.

Atty. Alipio Cirilo V. Badelles
ATTY. ALIPIO CIRILO V. BADELLES
 Chairman, NEA BCRMC
 Member, NEA Board of Administrators

2023 CORPORATE PERFORMANCE SCORECARD ACCOMPLISHMENT

PES Form 4
Monitoring Report as of December 31, 2023

NATIONAL ELECTRIFICATION ADMINISTRATION

	Components			Annual Targets	Actual	Gross Rating	Weighted Rating									
	Strategic Objectives (SO)/Strategic Measure (SM)		Weight													
Social Impact	SO 1	To empower member-consumers as responsible owners of the Electric Cooperatives														
	SO 2	To ensure that the Electric Cooperatives provide accessible, adequate, quality														
Stakeholders	SM 1	Number of Completed and Energized Sitio Projects	20.00%	1,085	1,148	100.00%	20.00%									
	SM 2	Number of Consumers Connected	15.00%	500,000	501,777	100.00%	15.00%									
	SO 3	To generate peak performance among Electric Cooperatives to ensure competi														
	SM 3	Number of EC Officials and Employees Graduated from Certification/Competency Programs	5.00%	1,450	3,259	100.00%	5.00%									
	SM 4	Improved EC Overall Performance Rating from "B" or "C" to at least "A" Rating	5.00%	2 ECs	6 ECs	100.00%	5.00%									
	SO 4	To enhance networking to gain support for program implementation														
	SM 5	Percentage of Satisfied Customers	5.00%	90%	99.20%* (Rating for external services provided from January - June 2023)	100.00%	5.00%									
			50.00%													
Financial	SO 5	To sustain the organization's viability and ensure accountability and transpare														
	SM 6	Amount of Loans Facilitated (PHP Billion)	10.00%	0.700	1.002	100.00%	10.00%									
	SM 7	High Collection Efficiency Maintained (%)	10.00%	97.57%	99.08%	100.00%	10.00%									
	SM 8	Budget Utilization Rate (BUR)														
		a. Subsidy Utilization Rate - Obligation	3.00%	90%	95.00%	100.00%	3.00%									
		b. Subsidy Utilization Rate - Disbursement	3.00%	90%	58.00%	64.44%	1.93%									
	c. Corporate Funds Utilization Rate (CO & MOOE) - Disbursement	4.00%	90%	53.00%	58.89%	2.36%										
			30.00%													
	Components			Annual Targets	Actual	Gross Rating	Weighted Rating									
	Strategic Objectives (SO)/Strategic Measure (SM)		Weight													
Internal Process	SO 6	To upgrade organizational infrastructures														
	SM 9	Percentage of Sitio Electrification Projects Funded that are Fully Compliant with NEA Standards and Specifications	5.00%	75% of projects done as of end of September 2023	83.70%	100.00%	5.00%									
	SM 10	Percentage of Sitios Completed and Energized Within 180 Calendar Days from Release of Funds to ECs	5.00%	75%	75.52%	100.00%	5.00%									
			10.00%													
Learning and Growth	SO 7	To enhance human resources knowledge, skills and behavioral competencies														
	SM 11	Compliance to Quality Standards	5.00%	Recertification Audit Passed	Recertification Audit Passed	100.00%	5.00%									
	SM 12	Percentage of Employees with Required Competencies Met	5.00%	Increase from 2022 Competency Level	<table border="1"> <thead> <tr> <th>Year</th> <th>Level</th> </tr> </thead> <tbody> <tr> <td>2022</td> <td>83.10%</td> </tr> <tr> <td>2023</td> <td>83.44%</td> </tr> <tr> <td>Increase/Decrease:</td> <td>0.34%</td> </tr> </tbody> </table>		Year	Level	2022	83.10%	2023	83.44%	Increase/Decrease:	0.34%	100.00%	5.00%
					Year	Level										
2022	83.10%															
2023	83.44%															
Increase/Decrease:	0.34%															
			10.00%													
			TOTAL	100.00%			97.29%									

* As evaluated by the contracted Third Party Research Agency (TPRA) of NEA. Final Rating is subject to validation by the Anti-Red Authority (ARTA)

WHISTLEBLOWING PROGRAM AND COMPLAINT POLICY

NEA WHISTLEBLOWING POLICY

It is the policy of the National Electrification Administration (NEA) to carry out its governance in a transparent, responsible and accountable manner with the utmost degree of professionalism and effectiveness to maintain public trust and restore credibility in public service.

The purpose of this Whistleblowing Policy is to enable any concerned individual to report and provide information, anonymous if he/she wished and even testify on matters involving the actions or omissions of the employees, officers and members of the Board of Administrators of NEA and protect the identity of the whistleblower from retaliation for his/her actions.

The salient features of the Policy include:

1. Creation of the NEA Monitoring Committee composed of the following: Chairperson - Deputy Administrator for Corporate Resources and Financial Services, Vice Chairperson - Department Manager for Legal Services Office, and Members – (a) Representative from the Office of the Administrator, (b) Department Manager for Human Resource and Administration Department, and (c) Representative from Samahan ng mga Makarepormang Kawani ng NEA (Samakaren).

2. Reportable Conditions - Whistleblowers may report to NEA such acts or omissions that are illegal, unethical, violate good governance principles, are against public policy and morals, promote unsound and unhealthy business practices, are grossly disadvantageous to NEA and/or the government. Whistleblowers may also report acts or omissions that otherwise involve violations of the following laws, rules, and regulations, to wit:

- a) R. A. No. 6731, "Code of Conduct and Ethical Standards for Public Officials and Employees";
- b) R. A. 3019, "Anti-Graft and Corrupt Practices Act";
- c) R. A. 7080, as amended, "The Plunder Law";
- d) Book II, Title VII, Crimes Committed by Public Officers, The Revised Penal Code;
- e) Executive Order No. 292 s. 1987, "Administrative Code of 1987";
- f) R. A. No. 10149, "The GOCC Governance Act of 2011";
- g) GCG MC No. 2012-05, "Fit and Proper Rule";
- h) GCG MC No. 2012-06, "Ownership and Operations Manual Governing the GOCC Sector";
- i) GCG MC No. 2012-07, "Code of Corporate Governance for GOCCs";
- j) Reportable Conditions as provided under GCG Memorandum Circular No. 2016-02, Revised Whistleblowing Policy for the GOCC Sector; and
- k) Other Circulars and Orders and applicable laws and regulations.

3. Protected Activities – no retaliatory action shall be made against an employee who discloses, threatens to disclose, or is about to disclose what he/she reasonably believes is in violation of a law, regulation or policy to his immediate superior and incompatible with the mandate of this office to a superior or through any means provided under this policy an activity, policy or practice of an officer, co-employee or any of the members of the Board of Administrators. Also, when the employee provides information to, or testifies before any panel duly constituted under this policy or competent court of jurisdiction conducting an investigation, hearing or inquiry into any violation committed of under the scope of this program or of any law, rule, regulation or policy.

4. Reporting channels via email, mail, telephone, fax, website and face-to-face meetings with the NEA Monitoring Committee Chair or any of its members.

5. Confidentiality of all information arising from the report shall be ensured.

6. Protection of a whistleblower against retaliation. NEA shall extend all possible assistance to the whistleblower under the law and given the circumstances.

7. Untrue Allegations may cause legal action/s against the whistleblower.

8. Procedure on handling whistleblowing reports (filing of reports, handling of initial reports, preliminary evaluation, full investigation and monitoring).

9. Final actions on the whistleblowing report.

The Agency's entire whistleblowing policy can be viewed and/or downloaded from the NEA website (www.nea.gov.ph).



NATIONAL
ELECTRIFICATION
ADMINISTRATION



THE NEA BOARD OF ADMINISTRATORS

Chairman



1. RAPHAEL PERPETUO MERCADO LOTILLA

Chairman, NEA-BOA (26 July, 2022 - Present)
Secretary, DOE (26 July 2022 - Present)

Age: 65

Highest Educational Qualifications:

- Master of Laws, University of Michigan Law School
- RA 1080, Philippine Bar
- Bachelor of Laws, University of the Philippines, Diliman
- BS Psychology, University of the Philippines, Diliman
- BA History - University of the Philippines, Diliman

Relevant Experience/s prior to appointment:

- Professor, University of the Philippines (UP)
- Undersecretary, National Economic and Development Authority (NEDA)
- President and CEO, Power Sector Assets and Liabilities Management Corporation (PSALM)
- Regional Programme Director of a regional seas project funded by the Global Environment Facility (GEF) and implemented by the United Nations Development Programme (UNDP)

2. FELIX WILLIAM BUQUID FUENTEBELLA

Alternate Chair, NEA-BOA (20 September 2022 - Present)
Undersecretary, DOE (24 October 2016 - Present)

Age: 49

Highest Educational Qualifications:

- RA 1080 - Philippine Bar
- San Sebastian Recoletos
- Institute of Law, Ateneo de Manila University
- BS in Business Administration, University of the Philippines, Diliman

Relevant Experiences prior to appointment:

- Undersecretary, DOE
- Deputy Secretary General, Housing and Urban Development Coordinating Council (HUDCC)
- Commissioner, Housing and Land Use Regulatory Board (HLURB)
- Chief of Staff and Head Legislative Staff Office of Congressman Arnulfo Fuentebella
- Assistant Majority Floor Leader, 12th Philippine Congress
- Political Affairs Officer, Office of Congressman Arnulfo Fuentebella

Continuing Training Program:

- Training Module on Phronetic Leadership, Development Academy of the Philippines, (DAP) Conference Center, Tagaytay City, 31 July - 04 August 2018
- Phronetic Leadership Training, Japan, 09 - 15 September 2018
- 15th Asia Cooperation Dialogue (ACD) and Other Related Meetings, Abu Dhabi, UAE, 15 - 18 January 2017
- ASEAN Government Leadership Program (AGLP), Ossining, New York and Washington D.C., USA, 07 - 12 May 2017
- Guest Speaker to the Korea-Asia Energy Cooperation Seminar, Seoul, Korea, 06 - 07 July 2017

Alternate



3. MARIO CASTILLO MARASIGAN

Alternate Chair, NEA-BOA (20 September 2022 - Present)
Assistant Secretary, DOE (09 December 2022 - Present)

Age: 62

Highest Educational Qualifications:

- Career Executive Service Eligibility, Rank III
- Career Executive Service Board
- Masters in Management (full academic units), Technological University of the Philippines
- Post Graduate in Geology, International Institute for Aerospace Survey and Earth Sciences (ITC - Enschede) Netherlands
- RA 1080, Licensed Geologists
- Bachelor of Science in Geology, Mapua Institute of Technology

Relevant Experience/s prior to appointment:

- Assistant Secretary, DOE
- Officer-in-Charge, DOE-EPIMB
- Director, DOE-REMB, EUMB
- Senior Official on Energy Leader, APEC and ASEAN

4. AGUSTIN LAYOSO MADDATU

Member, NEA-BOA (18 November 2016 - Present)

Age: 73

Highest Educational Qualifications:

- BS in Commerce, Major in Business Administration, University of the East, Manila

Relevant Experiences prior to appointment:

- Deputy Administrator for Administration, NEA
- Rural Electrification Director, NEA
- Acting General Manager, various ECs
- Chief of Research Division, NEA
- Financial Analyst, NEA

Continuing Education Program:

- ICD Masterclass Governing with Analytics: Building A Predictive Enterprise, Training Date: 10 December 2021 (via Zoom App)
- ICD Webinar: Future-Ready Boards, A Deep Dive, 28 May 2020
- Advanced Corporate Governance Training (ACGT) 18 - 19 November 2019, Sulo Hotel, Quezon City
- Corporate Governance: Board Effectiveness Best Practices, 09 November 2018, Manila Marriot Hotel, Pasay City
- Introduction to Finance for Directors, 24 August 2017, Discovery Primea, Makati City
- Best Practices in Parliamentary Procedures for Public Officials, 26 May 2017, Manila Marriott Hotel, Pasay City
- Professional Directors Program, 1, 8, 9, 15, 16 March 2017, Discovery Primea/Dusit Thani Hotel, Makati City

Administrator

Members



5. RENE MIJARES GONZALES

Member, NEA-BOA (01 June 2017 - Present)

Age: 68

Highest Educational Qualifications:

- BS in Military Education and Training, Philippine Military Academy, Baguio City

Relevant Experiences prior to appointment:

- Executive Director, CIRCA Security and Investigation, Inc.
- Division Chief, Intelligence, Civil Aviation Authority of the Philippines
- Department Manager, Intelligence and Investigation ID and Pass Control, Manila International Airport Authority

Continuing Education Program:

- ICD Masterclass Governing with Analytics: Building A Predictive Enterprise, Training Date: 10 December 2021 (via Zoom App)
- ICD Webinar: Future-Ready Boards, A Deep Dive, 28 May 2020
- Advanced Corporate Governance Training (ACGT) 18 - 19 November 2019, Sulo Hotel, Quezon City
- Corporate Governance: Board Effectiveness Best Practices, 9 November 2018, Manila Marriot Hotel, Pasay City
- Introduction to Finance for Directors, 24 August 2017, Discovery Primea, Makati City
- Best Practices in Parliamentary Procedures for Public Officials, 26 May 2017, Manila Marriott Hotel, Pasay City

6. ALIPIO CIRILO VILLACORTA BADELLES

Member, NEA-BOA (28 September 2017 - Present)

Age: 74

Highest Educational Qualifications:

- Bachelor of Commerce, San Beda College, Manila
- Bachelor of Laws, San Beda College, Manila

Relevant Experiences prior to appointment:

- Co-chairman, House Joint Congressional
- Power Commission (JCPC),
- Chairman, Committee on Energy, 12th & 13th Congress
- Chairman, Committee on Ethics, 11th Congress
- Founder, Badelles Law Office
- President, Integrated Bar of the Philippines (IBP), Lanao del Norte Chapter
- Governor, IBP Northern Mindanao

Continuing Education Program:

- ICD Masterclass Governing with Analytics: Building A Predictive Enterprise, Training Date: 10 December 2021 (via Zoom App)
- ICD Webinar: Future-Ready Boards, A Deep Dive, 28 May 2020
- Corporate Governance: Board Effectiveness Best Practices, 08 November 2019, Marriot Grand Ballroom, Pasay City
- Advanced Corporate Governance Training (ACGT), 18 - 19 November 2019, Sulo Hotel, Quezon City
- ICD Risk Management in the Age of COVID-19, 29 April 2022

7. ANTONIO MARIANO C. ALMEDA

Member, NEA-BOA (17 November 2022 - Present)

Administrator, NEA (15 November 2022 - Present)

Age: 59

Highest Educational Qualifications:

- Master in Public Administration, University of Caloocan City
- Attended Law School, Ateneo De Manila University
- AB History - Political Science, De La Salle University

Relevant Experiences prior to appointment:

- Deputy Executive Director, Joint Congressional Energy Commission (JCEC), formerly known as the Joint Congressional Power Commission (JCPC)
- Actively involved in the formulation of the bill for the EPIRA Amendments
- Overseer in the privatization process of the various power plants of the National Power Corporation (NPC).

2023 NOTABLE ACCOMPLISHMENTS OF THE BOARD

The NEA Board of Administrators (Board) is composed of five (5) members, including the NEA Administrator, and is headed by the Secretary of the Department of Energy (DOE) as Chairman. On 22 September 2022, Undersecretary Felix William B. Fuentebella and Assistant Secretary Mario C. Marasigan were designated as alternate chairmen of the DOE Secretary. On 15 November 2022, Administrator Antonio Mariano C. Almada was appointed as NEA Administrator.

For the year 2023, a total of twenty-four (24) Board meetings (12 regular, 12 quasi-judicial matters, and 1 special meeting) were conducted by the Board and approved a total of 229 resolutions to respond to the requirements of NEA, the electric cooperatives, and the Rural Electrification Program as a whole.

On the other hand, the Board Committees accomplished the following:

- The Board Governance, Nomination, and Remuneration Committee (BGNRC) chaired by Board Member Agustin L. Maddatu held a total of eleven (11) meetings;
- The Board Credit and Risk Management Committee (BCRMC) chaired by Atty. Alipio Cirilo V. Badelles held a total of seven (8) meetings; and
- The Board Audit Committee chaired by Board Member Rene M. Gonzales held four (4) meetings and approved sixteen (10) committee resolutions.

OPERATIONAL HIGHLIGHTS FOR CY 2023

The National Electrification Administration (NEA), which is the primary driving force behind the nation's electrification initiative, is committed to fulfilling its goal to improve the Electric Cooperatives' (ECs) financial stability and technical proficiency to achieve total electrification by 2028.

I. Rural Electrification Program

In pursuance of the President's directive of total electrification, the NEA proactively implements the Sitio Electrification Program. For 2023, a total of 1,148 sitios has been energized and an additional of 501,777 consumers were connected. The latest available energization status of the franchise areas of the ECs shows 79 provinces, 91 cities, 1,386 municipalities, 36,065 barangays, 128,411 sitios and 15.99 million connections that have been provided with electricity.

II. Provision of Loan Facilities to ECs

For 2023, 28 ECs were granted a total of PhP 1.002 billion in loans for capital expenditure projects. A total of PhP60 million was allocated to Zamboanga del Sur II Electric Cooperative, Inc. (ZAMSURECO II) from these loans to finance its operating capital, while First Laguna Electric Cooperative, Inc. (FLECO) and Aurora Electric Cooperative, Inc. (AURELCO) received PhP50 million for the same purpose.

Additionally, a collection efficiency of 99.08% for 2023 was obtained. The NEA reported a total collection of PhP2.050 billion, short of the PhP2.130 billion that was due.

III. Capacity Building Program for EC Personnel

The EC workforce participates in a variety of competency seminars and training programs offered by the NEA. A total of 3,234 EC staff members attended 42 workshops in CY 2023. The purpose of the seminars and training courses is to strengthen the financial, institutional, and technical (FIT) competencies of the employees of the ECs in order to further increase their operational effectiveness and achieve financial sustainability.

IV. Corporate Governance

A. ISO 9001:2015 Certification

The NEA was able to recertify its ISO 9001:2015 certification by upholding its good governance principles. On December 21, 2023, TÜV Rheinland Philippines conducted a re-certification audit covering the scope of "Provision of Financial, Institutional, Technical and Legal Assistance to the ECs which in turn undertake power distribution on an area coverage basis."

The initial audit result states "The organization has established and maintains an effective system to ensure compliance with its policy and objectives. The audit team confirms in line with the audit targets that the organization's management system complies with, adequately maintains and implements the requirements of the standard(s)."

B. Responsible Citizenship

The NEA has paid PhP34,347,079.00 in corporate income tax to the Bureau of Internal Revenue (BIR) for the Agency's CY 2022 operations and has remitted PhP54,160,673.73 - or 50% of the dividends owed from the net earnings for the fiscal year 2022 - to the Bureau of Treasury (BTr). In addition, the Commission on Audit (COA) expressed an Unmodified Opinion on the fairness of the presentation of the financial statements of NEA for CY 2022, exemplifying responsible citizenship on multiple occasions.

C. 8888 Citizens' Complaint Center

The 8888 Citizens' Complaint Center (CCC) forwarded 479 citizen complaints to the NEA as of October 2023. While 2 tickets are still being processed or are awaiting response, the Agency has resolved 477 tickets. The NEA resolved all citizen complaints and concerns in less than 72 hours, resulting in a 99.58% compliance rate.

D. Customer Satisfaction Survey

In order to provide better services to its stakeholders, the NEA continuously espouses good corporate governance. One of the tools to achieve this is a feedback mechanism. Beginning in 2023, Government Owned or Controlled Corporations (GOCC) are mandated to utilize the Client Satisfaction Measurement (CSM) guidelines prescribed in the Memorandum Circular 2022-05 issued by the Anti-Red Tape Authority (ARTA) (amended by ARTA-MC 2023-05), replacing the Enhanced Methodology for the Conduct of the Customer Satisfaction Survey issued by the Governance Commission for GOCCs (GCG).

As of December 2023, the NEA has disseminated CSM questionnaires to all its external stakeholders with completed transactions, with the objective of garnering a 90% overall satisfaction rating equivalent to "Very Satisfactory". For 2023, the third-party research agency Premier Value Provider, Inc. will generate a report to determine the overall satisfaction of the NEA's external stakeholders.

V. Models in Renewable Energy Development

The NEA maintained its commitment to enhancing access to affordable, clean energy while meeting the island provinces' increasing demand for electricity in the fight against the escalating risks posed by climate change. The NEA, through the ECs, continues to embrace renewable energy sources to electrify households, particularly in remote and off-grid areas.

One of the NEA's subsidized renewable energy projects is the Expanded Sitio Electrification Program (ESEP), which allocated a budget amounting to PhP 12 million for the Conduct of Feasibility Study on Establishing a Mini-Grid System with Renewable Energy Source. This study aims at the use of renewable energy to provide electricity in six off-grid areas in the franchise of three EC beneficiaries. Quezon II Electric Cooperative, Inc. (QUEZELCO II) and Zamboanga del Norte Electric Cooperative, Inc. (ZANECO) have already completed their ESEP projects issued on year 2022 while South Cotabato II Electric Cooperative, Inc. (SOCOTECO II) had an initial fund release on December 7, 2023 and is currently ongoing project implementation.

Furthermore, the NEA, through the Renewable Energy Development Division (REDD), supported the Installation of Solar Facility including Net Metering Application and Equipment for Public Schools. The project intends to source a portion of the school's demand through the use of solar facility while maximizing the amount of power it can generate. As of December 2023, one EC has an ongoing final release and inspection while two ECs are currently ongoing project implementation. Ilocos Norte Electric Cooperative, Inc. (INEC) is current undertaking Memorandum of Agreement (MOA) preparation while Cebu I and Cebu II Electric Cooperatives, Inc. (CEBECO I and CEBECO II) are conducting procurement and check preparation, respectively.

As the lead applicant of the Integration of Productive Uses of Renewable Energy for Sustainable and Inclusive Energization in Mindanao (I-PURE Mindanao), the NEA continues to coordinate with the Mindanao Development Authority (MinDA) and some Mindanao ECs to implement the project funded by the European Union-supported Access to Sustainable Energy Programme (EU-ASEP) 4.5 Million Euro Top-Up Grant. The project aims to utilize various energization schemes and renewable energy powered machines to improve the economic and social conditions in marginalized and disadvantaged communities in Mindanao.

Moreover, the NEA-REDD assisted three projects, namely: Romblon Electric Cooperative, Inc. (ROMELCO) Small Wind Grant Aid, Technical Assistance of Preferred Energy Inc., and Technical Assistance of Energy Transition Partnership (ETP). These projects aims to provide sufficient and clean energy source for over 1,200 households in Romblon, to capacitate NEA and EC in the use of optimization tools, and to enable smart grid transformation and demonstrate its applicability to increase renewable energy in the power generation mix.

VI. Mobilization of Task Forces

A. Task Force Kapatid "Egay"

In July 2023, Super Typhoon "Egay" made landfall in the Philippine Area of Responsibility (PAR), endangering the northern region of Luzon and displacing roughly 984,128 households. Task Force Kapatid "Egay," made up of 125 contingents from 16 ECs and Privately Owned Investor

Utilities (PIOUs), was sent to assist two ECs, Ilocos Norte Electric Cooperative, Inc. (INEC) and Cagayan II Electric Cooperative, Inc. (CAGELCO II), between July 28, 2023, and July 31, 2023.

VII. 54th NEA Anniversary and 14th NEAM Celebrations

From August 9-11, 2023, the NEA, in partnership with the Philippine Rural Electric Cooperatives Association (PHILRECA), conducted the NEA-EC Convergence with a theme, "Total Electrification by 2028". The purpose of the event is to honor and celebrate the 54-year history of the Philippine Rural Electrification Program and to make plans to achieve complete electrification of the nation by 2028. A switch-on ceremony was conducted to commemorate the 15.66 millionth consumer connection in 12 barangays in Nunungan, Lanao del Norte.

The Key Performance Standards (KPS) are used by the NEA to measure the ECs' overall performance on an annual basis. According to the 2023 Overall Performance rating for 2022 EC Operations results, 31 ECs received a 100% performance rating, among the 93 out of 121 ECs graded AAA. Likewise, 17 ECs have increased their level of performance in all parameters.

Among the previously categorized "ailing ECs", two ECs continued to be classified as Category D while four retained their status as Category C ECs. In summary, out of all 121 ECs assessed, 97 have retained their performance, 17 have shown improvement while 7 retrogressed.

On August 11, 2023, the ECs with exemplary performance were acknowledged at the 2023 Golden Dagitab Awards and Recognitions. The presentation of the Golden Dagitab Award for Consistent Excellence to Nueva Ecija II Electric Cooperative, Inc. – Area 1 (NEECO II-Area 1), Cebu III Electric Cooperative, Inc. (CEBECO III), and Siargao Electric Cooperative, Inc. (SIARELCO) was the event's highlight. The Golden Dagitab Award symbolizes the exceptional performance in all facets of an EC's operations, exemplary service delivery to its member-consumer-owners (MCOs), and for maintaining a 100-percent performance for the last five years or more. An Elite Golden Dagitab Award for Consistent Excellence was given to Dinagat Island Electric Cooperative, Inc. (DIELCO) for maintaining its 100% performance for 11 years.

VIII. EC Overall Performance Assessment and 2022 Golden Dagitab Awards and Recognitions

From August 9-11, 2023, the NEA, in partnership with the Philippine Rural Electric Cooperatives Association (PHILRECA), conducted the NEA-EC Convergence with a theme, "Total Electrification by 2028". The purpose of the event is to honor and celebrate the 54-year history of the Philippine Rural Electrification Program and to make plans to achieve complete electrification of the nation by 2028. A switch-on ceremony was conducted to commemorate the 15.66 millionth consumer connection in 12 barangays in Nunungan, Lanao del Norte.

The Key Performance Standards (KPS) are used by the NEA to measure the ECs' overall performance on an annual basis. According to the 2023 Overall Performance rating for 2022 EC Operations results, 31 ECs received a 100% performance rating, among the 93 out of 121 ECs graded AAA. Likewise, 17 ECs have increased their level of performance in all parameters.

Among the previously categorized “ailing ECs”, two ECs continued to be classified as Category D while four retained their status as Category C ECs. In summary, out of all 121 ECs assessed, 97 have retained their performance, 17 have shown improvement while 7 retrogressed.

On August 11, 2023, the ECs with exemplary performance were acknowledged at the 2023 Golden Dagitab Awards and Recognitions. The presentation of the Golden Dagitab Award for Consistent Excellence to Nueva Ecija II Electric Cooperative, Inc. – Area 1 (NEECO II-Area 1), Cebu III Electric Cooperative, Inc. (CEBECO III), and Siargao Electric Cooperative, Inc. (SIARELCO) was the event's highlight. The Golden Dagitab Award symbolizes the exceptional performance in all facets of an EC's operations, exemplary service delivery to its member-consumer-owners (MCOs), and for maintaining a 100-percent performance for the last five years or more. An Elite Golden Dagitab Award for Consistent Excellence was given to Dinagat Island Electric Cooperative, Inc. (DIELCO) for maintaining its 100% performance for 11 years.

IX. Awards and Recognitions Received

A. Recognition of Supervision and Regulation of NEA

On May 17, 2023, NEA Administrator Antonio Mariano Almeda was commended by Senator Raffy Tulfo for ending decades of unstable power supply in Occidental Mindoro.

The Sangguniang Bayan of San Jose, Occidental Mindoro passed a resolution to recognize the NEA Administrator's effort and intervention in resolving the power crisis in the province. Through Resolution No. 7368, the Sangguniang Bayan declared its appreciation of NEA's assistance in ensuring a better and more stable power supply for the people.

B. Resolution of Occidental Mindoro Power Crisis

On May 17, 2023, NEA Administrator Antonio Mariano Almeda was commended by Senator Raffy Tulfo for ending decades of unstable power supply in Occidental Mindoro.

The Sangguniang Bayan of San Jose, Occidental Mindoro passed a resolution to recognize the NEA Administrator's effort and intervention in resolving the power crisis in the province. Through Resolution No. 7368, the Sangguniang Bayan declared its appreciation of NEA's assistance in ensuring a better and more stable power supply for the people.

C. Top-Performing GOCC based on Corporate Governance Scorecard

On November 20, 2023, the Governance Commission of GOCCs (GCG) named NEA as one of the top-ranking GOCCs for 2022.

Based on the Corporate Governance Scorecard (CGS), the NEA has been included on the list of the nation's best-performing GOCCs since 2020. The CGS was created by the GCG using the global corporate governance standards as a model to assess the best practices of the GOCCs. The CGS guarantees that GOCCs carry out their tasks in complete openness, with responsive, accountable, and competent board members.

X. Approved Policies/Guidelines

In accordance with its expanded powers, functions and privileges under Section 5 of RA 10531 and Section 5 of the IRR, the NEA has formulated several policies and guidelines geared towards the fulfillment of NEA's mandate and to provide assistance and guidance to the ECs in the performance of their franchise obligations as distribution utilities

1. Amendment on the Revised Policy Guidelines on the Implementation of Strategized Total Electrification Program (STEP)

The amendment was issued on January 9, 2023 to implement FY 2023 as recommended by the NEA Board of Administrators and to include the mechanics and parameters for the selection of EC beneficiaries under Barangay Line Enhancement Program (BLEP).

2. 2023 Policy/Guidelines on Annual Electric Cooperative (EC) Overall Performance Assessment

In response to the increased demands for power rate reduction, security of power supply, service reliability, good governance, and empowerment of member-consumer-owners (MCOs), the NEA Board of Administrators approved the 2023 Policy/Guidelines on Annual Electric Cooperative (EC) Overall Performance Assessment on May 2, 2023. This Policy/Guidelines will be used in the evaluation of the EC Overall Performance Assessment beginning calendar year 2024 for the 2023 results of EC operations.

3. Policy Guidelines on the Release, Project Implementation and Liquidation of Calamity Grants to Electric Cooperatives Funded by ECERF/NDRRMF/QRF and other Calamity-Related Fund Sources

To set the guidelines on the disaster-related project implementation, release and liquidation of calamity grants to ECs in accordance with applicable orders, rules and regulations, this policy was approved on July 6, 2023.

4. 2023 Equipment and Materials Price Index

NEA has reviewed the 2022 NEA Equipment and Materials Price Index in consideration of the effect on the global and local prices of products and services caused by the COVID-19 pandemic and the recent conflict between Russia and Ukraine. The 2023 Equipment Materials Price Index took effect on June 15, 2023.

4. 2023 Equipment and Materials Price Index

NEA has reviewed the 2022 NEA Equipment and Materials Price Index in consideration of the effect on the global and local prices of products and services caused by the COVID-19 pandemic and the recent conflict between Russia and Ukraine. The 2023 Equipment Materials Price Index took effect on June 15, 2023.

5. Policy Amending “Collective Bargaining Agreement (CBA) of Electric Cooperatives (2nd Revision)”

The policy, which was authorized on October 17, 2023, aims to ensure compliance with the Supreme Court Decision and to rationalize the grant of benefits and allowances through the CBA of all employees of unionized electric cooperatives in order to fulfill the mandate of total rural electrification.

6. Adoption of the National Electrification Administration Competitive Selection Process Guidelines

The guidelines was approved on November 17, 2023 in accordance with and in support of the guidelines of the ERC 2023 CSP Guidelines in compliance with the DOE CSP Policy. This will also ensure transparency, competitiveness, and the timely procurement of electric power supply by ECs for their Captive Market.



Management Representation Letter

DIR. CHONA P. LABRAGUE

Cluster 3- Public Utilities
Corporate Government Sector
Commission on Audit
Commonwealth Avenue
Quezon City

Subject: National Electrification Administration

This representation letter is provided in connection with your audit of the financial statements of the National Electrification Administration (NEA) for the year ended December 31, 2023 for expressing opinions as to whether the financial statements are presented fairly, in all material respects, in accordance with International Public Sector Accounting Standards (IPSAS), and government accounting standards, and as to other terms required by the 1987 Constitution or other relevant laws.

Statement of Management's Responsibility for the Financial Statement

We affirm that the financial statements for the NEA are management's responsibility; that these were prepared in accordance with the IPSAS, that all relevant information was provided the Commission on Audit Team, that access to relevant information and records were made available and that all transactions were recorded and reflected in the financial statements; and that all instances of non-compliance of which we are aware of are disclosed to the COA audit team.

Specific Affirmations pertaining to the Financial Statements Provided to the Commission on Audit

We affirm that to the best of our knowledge and belief, having made such inquiries as we considered necessary for the purpose of appropriately informing ourselves:

A. Financial Statements

We have fulfilled our responsibilities, as set out in the terms of the audit engagement dated **November 21, 2023** for the preparation of the financial statements in accordance with the IPSAS:

1. In particular, the financial statements are free from material misstatements including omissions and errors, and are fairly presented.
2. Significant assumptions used in making accounting estimates, including those measured at fair value, are reasonable.
3. Related party relationships and transactions, if any, have been appropriately accounted for and disclosed in accordance with the requirements of the IPSAS.
4. All events subsequent to the date of the financial statements and for which IPSAS require adjustment or disclosure have been adjusted or disclosed.
5. All matters related to claims, litigations, assessments and dispute have been disclosed to COA by our Legal Office and external legal counsel.
6. The effected of uncorrected misstatements are immaterial, both individually and in the aggregate, to the financial statements as a whole. A list of the uncorrected misstatements is attached to the representation letter.
7. The selection and application of accounting policies are appropriate.
8. The following have been recognized, measured, presented or disclosed in accordance with the IPSAS:
 - a. Plans or intentions that may affect the carrying value or classification of assets and liabilities;
 - b. Liabilities, both actual and contingent;
 - c. Title to, or control over, assets, the liens or encumbrances on assets, and assets pledge as collateral; and
 - d. Aspects of laws, regulations and contractual agreements that may affect the financial statements, including non-compliance.

In preparing the financial statements, management is also responsible for assessing the NEA's ability to continue as a going concern, disclosing, as applicable, matters related to going concern and using the going concern basis of accounting unless management either intends to liquidate the NEA or to cease operations, or has no realistic alternative but to do so.

B. Internal Control

1. We have assessed the effectiveness of the NEA's internal control in achieving the following objectives:
 - a. Reliability of financial reporting;
 - b. Compliance with applicable laws and regulations;
 - c. Safeguarding of assets; and
 - d. Achievement of agency objectives.
2. We have disclosed to you all significant deficiencies in the design or operation of internal control that could adversely affect the entity's ability to meet the internal control objectives and identified those we believe to be material weaknesses.
3. There have been no changes to internal control, or other factors that might significantly affect it.


C. Compliance

1. The activities and financial transactions are in compliance with the relevant government rules and regulations.
2. We have provided you with interpretation of compliance requirements that may have varying interpretations.
3. All contracts, agreements and other correspondence have been made available.
4. We have disclosed all contracts and agreements with service organizations, including any communications with those organizations related to instances of non-compliance.
5. The NEA has been operated effectively, throughout the period covered by the audit.

D. Information Required

1. We have provided you with:
 - a. Access to all information deemed relevant to the preparation of the financial statements such as records, documentation and other matters;
 - b. Additional information requested for the purpose of the audit; and
 - c. Unrestricted access to persons within the entity determined necessary to obtain audit evidence.
2. All transactions have been recorded in the accounting records and are reflected in the financial statements.
3. We have disclosed to you the specific results of our assessment of the risk indicating that the financial statements may be materially misstated as a result of fraud.
4. We have disclosed to you all information in relation to fraud or suspected fraud that we are aware of and that affects the entity and involves: management; employees who have significant roles in internal control; or others where the fraud could have a material effect on the financial statements.
5. We have disclosed to you all known instances of non-compliance or suspected non-compliance with laws and regulations whose effects should be considered when preparing financial statements.
6. We have disclosed to you the identity of related parties and all the related party relationships and transactions of which we are aware.

Signed:


MA. CHONA O. DELA CRUZ

Manager, Financial Services
and Accounting Division;

Date


ATTY. VIC P. ALVARO

Deputy Administrator, Corporate
Resources and Financial Services

Date

NATIONAL ELECTRIFICATION ADMINISTRATION
STATEMENT OF FINANCIAL POSITION
AS AT DECEMBER 31, 2023 and 2022

	Notes	2023	2022
ASSETS			
Current Assets			
Cash and Cash Equivalents	6	3,636,092,770	4,139,727,954
Receivables	7	5,645,174,190	5,090,178,000
Inventories (Net)	8	2,848,890	2,667,816
Other Current Assets	10	5,506,147	4,107,217
Total current assets		9,289,621,997	9,236,680,987
Non-Current Assets			
Long-Term Loans Receivable	7	8,764,631,492	9,132,201,064
Property and Equipment (Net)	9	156,508,875	161,947,052
Other Assets	10	13,909,227	14,174,305
Total non-current assets		8,935,049,594	9,308,322,421
Total Assets		18,224,671,591	18,545,003,408
LIABILITIES			
Current Liabilities			
Financial Liabilities	11	135,024,607	118,894,002
Inter-Agency Payables	12	5,257,637,380	5,655,281,003
Trust Liabilities	13	1,621,705,720	1,646,527,253
Other Payables	14	18,472,952	18,470,717
Total current liabilities		7,032,840,659	7,439,172,975
Non-Current Liabilities			
Financial Liabilities	11	77,256,931	88,894,835
Deferred Credits	15	574,461,897	471,869,878
Total non-current liabilities		651,718,828	560,764,713
Total Liabilities		7,684,559,487	7,999,937,688
Net Assets (Total Assets Less Total Liabilities)		10,540,112,104	10,545,065,720
NET ASSETS/EQUITY			
Government Equity	23	4,970,461,024	4,970,461,024
Contributed Capital	24	177,560,561	177,560,561
Accumulated Surplus		5,392,090,519	5,397,044,135
Total Net Assets/Equity		10,540,112,104	10,545,065,720

See accompanying Notes to Financial Statements.

NATIONAL ELECTRIFICATION ADMINISTRATION
STATEMENT OF FINANCIAL PERFORMANCE
For the Years Ended December 31, 2023 and 2022

	Note	2023	2022
Revenue			
Service and Business Income	16	615,680,278	625,090,546
Total Revenue		615,680,278	625,090,546
Current Operating Expenses			
Personal Services	17	(367,555,104)	(351,228,322)
Maintenance and Operating Expenses	18	(133,100,184)	(126,597,057)
Financial Expenses	19	(24,162)	(12,719)
Non-Cash Expenses	20	(17,873,122)	(17,151,657)
Total Current Operating Expenses		(518,552,572)	(494,989,755)
Surplus from Current Operation		97,127,706	130,100,791
Gain/(Loss) on Foreign Exchange	21	(442,116)	917,125
Other Income	21	11,099,682	6,782,274
Surplus before Tax		107,785,272	137,800,190
Income Tax Expense	22	(25,757,573)	(34,347,079)
Surplus after Tax		82,027,699	103,453,111
Net Assistance/Subsidy		-	-
Net Surplus(Deficit) for the Period		82,027,699	103,453,111

See accompanying Notes to Financial Statements.

Status of Energization

REGIONS/ ELECTRIC COOPERATIVES	MUNICIPALITIES/CITIES		BARANGAYS				CONNECTIONS						
	Coverage/ Energized*	%	Potential*	Energized/ Completed	%	Unener- gized	Based on 2020 Census					Add'l Connections in cities/ municipalities with 100% energization	Total Served
							Potential	Served	%	Unserved	%		
REGION I (ILOCOS REGION)													
1 Ilocos Norte Electric Cooperative, Inc.	23	100	559	559	100	-	152,972	151,939	99	1,033	1	34,978	186,917
2 Ilocos Sur Electric Cooperative, Inc.	34	100	768	768	100	-	172,048	172,042	99	6	1	44,490	216,532
3 La Union Electric Cooperative, Inc.	18	100	532	532	100	-	172,377	167,561	97	4,816	3	11,033	178,594
4 Pangasinan I Electric Cooperative	9	100	192	192	100	-	103,991	99,917	96	4,074	4	935	100,852
5 Central Pangasinan Electric Cooperative, Inc.	15	100	553	553	100	-	290,338	286,202	99	4,136	1	11,562	297,764
6 Pangasinan III Electric Cooperative	17	100	426	426	100	-	228,797	224,117	98	4,680	2	14,157	238,274
Sub-Total	116	100	3,030	3,030	100	-	1,120,523	1,101,778	98	18,745	2	117,155	1,218,933
REGION II (CAGAYAN VALLEY)													
7 Batanes Electric Cooperative, Inc.	6	100	29	29	100	-	5,547	5,547	100	-	-	2,428	7,975
8 Cagayan I Electric Cooperative, Inc.	12	100	374	374	100	-	158,139	151,955	96	6,184	4	23,518	175,473
9 Cagayan II Electric Cooperative, Inc.	21	100	513	513	100	-	157,405	146,326	93	11,079	7	4,530	150,856
10 Isabela I Electric Cooperative, Inc.	15	100	484	484	100	-	217,870	214,469	98	3,401	2	27,354	241,823
11 Isabela II Electric Cooperative	21	100	545	545	100	-	198,878	190,336	96	8,542	4	20,286	210,622
12 Nueva Vizcaya Electric Cooperative	15	100	275	275	100	-	128,181	117,476	92	10,705	8	8,741	126,217
13 Quirino Electric Cooperative	6	100	150	150	100	-	53,460	52,360	98	1,100	2	10,702	63,062
Sub-Total	96	100	2,370	2,370	100	-	919,480	878,469	96	41,011	4	97,559	976,028
CORDILLERA ADMINISTRATIVE REGION (CAR)													
14 Abra Electric Cooperative	27	100	303	303	100	-	58,956	56,688	96	2,268	4	7,548	64,236
15 Benguet Electric Cooperative	14	100	269	269	100	-	216,912	211,662	98	5,250	2	18,895	230,557
16 Ifugao Electric Cooperative, Inc.	11	100	176	176	100	-	48,756	44,520	91	4,236	9	7,700	52,220
17 Kalinga-Apayao Electric Cooperative, Inc.	11	100	221	221	100	-	63,528	58,835	93	4,693	7	10,442	69,277
18 Mountain Province Electric Cooperative, Inc.	10	100	144	144	100	-	37,601	37,007	98	594	2	12,362	49,369
Sub-Total	73	100	1,113	1,113	100	-	425,753	408,712	96	17,041	4	56,947	465,659

REGIONS/ ELECTRIC COOPERATIVES	MUNICIPALITIES/CITIES		B A R A N G A Y S					C O N N E C T I O N S						
	Coverage/ Energized*	%	Potential*	Energized/ Completed	%	Unener- gized	Based on 2020 Census					Add'l Connections in cities/ municipalities with 100% energization	Total Served	
							Potential	Served	%	Unserved	%			
REGION III (CENTRAL LUZON)														
19	Aurora Electric Cooperative, Inc.	9	100	157	157	100	-	58,442	57,971	99	471	1	11,571	69,542
20	Tarlac I Electric Cooperative, Inc.	15	100	421	421	100	-	187,191	186,436	99	755	1	26,641	213,077
21	Tarlac II Electric Cooperative, Inc.	5	100	121	121	100	-	122,802	120,418	98	2,384	2	15,486	135,904
22	Nueva Ecija I Electric Cooperative, Inc.	5	100	95	95	100	-	102,173	102,173	100	-	-	11,374	113,547
23	Nueva Ecija II Electric Cooperative, Inc. - Area 1	10	100	291	291	100	-	161,759	157,774	98	3,985	2	6,668	164,442
24	Nueva Ecija II Electric Cooperative, Inc. - Area 2	11	100	224	224	100	-	147,201	144,145	98	3,056	2	12,762	156,907
25	San Jose City Electric Cooperative	1	100	40	40	100	-	37,788	37,677	99	111	1	4,814	42,491
26	Pampanga Rural Electric Service Coop., Inc.	-	-	34	34	100	-	25,369	24,850	98	519	2	5,850	30,700
27	Pampanga I Electric Cooperative, Inc.	6	100	112	112	100	-	112,070	112,070	100	-	-	31,574	143,644
28	Pampanga II Electric Cooperative, Inc.	7	100	175	175	100	-	210,054	205,691	98	4,363	2	13,820	219,511
29	Pampanga III Electric Cooperative, Inc.	6	100	95	95	100	-	86,998	86,998	100	-	-	20,998	107,996
30	Peninsula Electric Cooperative, Inc.	12	100	241	241	100	-	211,392	210,930	99	462	1	25,986	236,916
31	Zambales I Electric Cooperative, Inc.	6	100	118	118	100	-	77,628	74,361	96	3,267	4	9,426	83,787
32	Zambales II Electric Cooperative, Inc.	7	100	111	111	100	-	87,032	87,032	100	-	-	15,982	103,014
	Sub-Total	100	100	2,235	2,235	100	-	1,627,899	1,608,526	99	19,373	1	212,952	1,821,478
REGION IV-A (CALABARZON)														
33	First Laguna Electric Cooperative, Inc.	11	100	164	164	100	-	77,571	74,277	96	3,294	4	5,952	80,229
34	Batangas I Electric Cooperative, Inc.	12	100	366	366	100	-	184,613	183,890	99	723	1	22,585	206,475
35	Batangas II Electric Cooperative, Inc.	17	100	480	480	100	-	328,728	325,328	99	3,400	1	59,184	384,512
36	Quezon I Electric Cooperative, Inc.	23	100	804	804	100	-	233,026	212,513	91	20,513	9	9,415	221,928
37	Quezon II Electric Cooperative, Inc.	8	100	129	129	100	-	59,895	49,227	82	10,668	18	305	49,532
	Sub-Total	71	100	1,943	1,943	100	-	883,833	845,235	96	38,598	4	97,441	942,676
MIMAROPA REGION														
38	Lubang Electric Cooperative, Inc.	2	100	25	25	100	-	6,783	6,783	100	-	-	3,095	9,878
39	Occidental Mindoro Electric Cooperative, Inc.	9	100	139	139	100	-	119,850	98,013	82	21,837	18	-	98,013
40	Oriental Mindoro Electric Cooperative, Inc.	15	100	426	426	100	-	215,076	209,728	98	5,348	2	45,558	255,286
41	Marinduque Electric Cooperative, Inc.	6	100	218	218	100	-	60,557	60,557	100	-	-	11,431	71,988
42	Tablas Island Electric Cooperative, Inc.	10	100	112	112	100	-	47,009	46,580	99	429	1	5,196	51,776
43	Romblon Electric Cooperative, Inc.	7	100	107	107	100	-	30,630	29,657	97	973	3	2,215	31,872
44	Busuanga Electric Cooperative, Inc.	4	100	61	61	100	-	32,378	29,272	90	3,106	10	-	29,272
45	Palawan Electric Cooperative	19	100	371	371	100	-	280,557	209,155	75	71,402	25	925	210,080
	Sub-Total	72	100	1,459	1,459	100	-	792,840	689,745	87	103,095	13	68,420	758,165
REGION V (BICOL REGION)														
46	Camarines Norte Electric Cooperative, Inc.	12	100	274	274	100	-	141,249	132,475	94	8,774	6	7,863	140,338
47	Camarines Sur I Electric Cooperative, Inc.	10	100	287	287	100	-	105,241	99,693	95	5,548	5	1,632	101,325
48	Camarines Sur II Electric Cooperative, Inc.	10	100	259	259	100	-	143,081	131,721	92	11,360	8	14,216	145,937
49	Camarines Sur III Electric Cooperative, Inc.	7	100	229	229	100	-	108,299	95,247	88	13,052	12	7,741	102,988
50	Camarines Sur IV Electric Cooperative, Inc.	9	100	258	258	100	-	92,846	91,474	99	1,372	1	5,369	96,843
51	Albay Electric Cooperative, Inc.	18	100	720	720	100	-	311,448	281,306	90	30,142	10	7,335	288,641
52	Sorsogon I Electric Cooperative, Inc.	8	100	253	253	100	-	79,399	79,399	100	-	-	11,983	91,382
53	Sorsogon II Electric Cooperative	7	100	288	288	100	-	108,063	104,572	97	3,491	3	5,490	110,062
54	First Catanduanes Electric Cooperative, Inc.	11	100	315	315	100	-	60,352	59,471	99	881	1	7,644	67,115
55	Masbate Electric Cooperative, Inc.	15	100	434	434	100	-	164,484	102,100	62	62,384	38	1,016	103,116
56	Ticao Island Electric Cooperative, Inc.	4	100	72	72	100	-	22,077	20,608	93	1,469	7	847	21,455
	Sub-Total	111	100	3,389	3,389	100	-	1,336,539	1,198,066	90	138,473	10	71,136	1,269,202
	TOTAL LUZON	639	100	15,539	15,539	100	-	7,106,867	6,730,531	95	376,336	5	721,610	7,452,141

REGIONS/ ELECTRIC COOPERATIVES	MUNICIPALITIES/CITIES		B A R A N G A Y S					C O N N E C T I O N S						
	Coverage/ Energized*	%	Potential*	Energized/ Completed	%	Unener- gized	Based on 2020 Census					Add'l Connections in cities/ municipalities with 100% energization	Total Served	
							Potential	Served	%	Unserved	%			
REGION VI (WESTERN VISAYAS)														
57	Aklan Electric Cooperative, Inc.	19	100	381	381	100	-	165,459	163,925	99	1,534	1	46,865	210,790
58	Antique Electric Cooperative, Inc.	16	100	537	537	100	-	134,237	132,005	98	2,232	2	25,082	157,087
59	Capiz Electric Cooperative, Inc.	17	100	472	472	100	-	201,414	185,784	92	15,630	8	17,952	203,736
60	Iloilo I Electric Cooperative, Inc.	15	100	794	794	100	-	185,564	179,941	97	5,623	3	10,550	190,491
61	Iloilo II Electric Cooperative, Inc.	15	100	587	587	100	-	183,320	165,439	90	17,881	10	37	165,476
62	Iloilo III Electric Cooperative, Inc.	13	100	340	340	100	-	137,303	128,619	94	8,684	6	5,637	134,256
63	Guimaras Electric Cooperative	5	100	98	98	100	-	47,476	44,631	94	2,845	6	10	44,641
64	Northern Negros Electric Cooperative, Inc.	9	100	196	196	100	-	216,902	191,058	88	25,844	12	3,363	194,421
65	Central Negros Electric Cooperative, Inc.	6	100	158	158	100	-	276,318	245,546	89	30,772	11	34,602	280,148
66	Negros Occidental Electric Cooperative	17	100	308	308	100	-	287,683	229,011	80	58,672	20	-	229,011
	Sub-Total	132	100	3,871	3,871	100	-	1,835,676	1,665,959	91	169,717	9	144,098	1,810,057
REGION VII (CENTRAL VISAYAS)														
67	Negros Oriental I Electric Cooperative, Inc.	11	100	285	285	100	-	149,623	113,266	76	36,357	24	-	113,266
68	Negros Oriental II Electric Cooperative	14	100	272	272	100	-	198,338	172,021	87	26,317	13	22,445	194,466
69	Bantayan Electric Cooperative, Inc.	3	100	49	49	100	-	37,780	37,251	99	529	1	3,629	40,880
70	Cebu I Electric Cooperative, Inc.	18	100	366	366	100	-	180,744	177,697	98	3,047	2	7,807	185,504
71	Cebu II Electric Cooperative, Inc.	13	100	323	323	100	-	205,376	191,692	93	13,684	7	6,094	197,786
72	Cebu III Electric Cooperative, Inc.	5	100	134	134	100	-	109,117	109,117	100	-	-	20,759	129,876
73	Province of Siquijor Electric Cooperative, Inc.	6	100	134	134	100	-	25,805	25,805	100	-	-	6,778	32,583
74	Camotes Electric Cooperative, Inc.	4	100	56	56	100	-	27,505	26,681	97	824	3	1,692	28,373
75	Bohol I Electric Cooperative, Inc.	26	100	603	603	100	-	144,775	144,775	100	-	-	47,162	191,937
76	Bohol II Electric Cooperative, Inc.	21	100	491	491	100	-	154,169	147,385	96	6,784	4	24,717	172,102
	Sub-Total	121	100	2,713	2,713	100	-	1,233,232	1,145,690	93	87,542	7	141,083	1,286,773
REGION VIII (EASTERN VISAYAS)														
77	Don Orestes Romualdez Electric Cooperative, Inc.	13	100	496	496	100	-	107,392	101,818	95	5,574	5	2,694	104,512
78	Leyte II Electric Cooperative, Inc.	3	100	196	196	100	-	82,137	82,121	99	16	1	7,078	89,199
79	Leyte III Electric Cooperative, Inc.	9	100	285	285	100	-	70,677	70,185	99	492	1	6,529	76,714
80	Leyte IV Electric Cooperative, Inc.	6	100	245	245	100	-	72,225	72,225	100	-	-	22,010	94,235
81	Leyte V Electric Cooperative, Inc.	12	100	391	391	100	-	167,843	156,799	93	11,044	7	5,477	162,276
82	Southern Leyte Electric Cooperative, Inc.	19	100	503	503	100	-	101,323	101,323	100	-	-	26,932	128,255
83	Biliran Electric Cooperative, Inc.	7	100	117	117	100	-	41,412	41,156	99	256	1	5,474	46,630
84	Northern Samar Electric Cooperative, Inc.	24	100	569	569	100	-	139,885	118,962	85	20,923	15	2,226	121,188
85	Samar I Electric Cooperative, Inc.	10	100	427	427	100	-	77,882	74,306	95	3,576	5	6,707	81,013
86	Samar II Electric Cooperative, Inc.	16	100	524	524	100	-	103,912	98,417	95	5,495	5	3,539	101,956
87	Eastern Samar Electric Cooperative, Inc.	23	100	597	597	100	-	115,777	111,431	96	4,346	4	6,012	117,443
	Sub-Total	142	100	4,350	4,350	100	-	1,080,465	1,028,743	95	51,722	5	94,678	1,123,421
	TOTAL VISAYAS	395	100	10,934	10,934	100	-	4,149,373	3,840,392	93	308,981	7	379,859	4,220,251
REGION IX (ZAMBOANGA PENINSULA)														
88	Zamboanga del Norte Electric Cooperative, Inc.	23	100	585	585	100	-	215,673	188,261	87	27,412	13	3,592	191,853
89	Zamboanga del Sur I Electric Cooperative, Inc.	25	100	626	626	100	-	221,268	202,881	92	18,387	8	7,507	210,388
90	Zamboanga del Sur II Electric Cooperative, Inc.	23	100	558	558	100	-	212,473	148,354	70	63,819	30	4,256	152,610
91	Zamboanga City Electric Cooperative, Inc.	1	100	94	94	100	-	221,069	183,332	83	37,737	17	-	183,332
	Sub-Total	72	100	1,863	1,863	100	-	870,183	722,828	83	147,355	17	15,355	738,183

REGIONS/ ELECTRIC COOPERATIVES	MUNICIPALITIES/CITIES		B A R A N G A Y S				C O N N E C T I O N S							
	Coverage/ Energized*	%	Potential*	Energized/ Completed	%	Unener- gized	Based on 2020 Census					Add'l Connections in cities/ municipalities with 100% energization	Total Served	
							Potential	Served	%	Unserved	%			
REGION X (NORTHERN MINDANAO)														
92	Misamis Occidental I Electric Cooperative, Inc.	8	100	227	227	100	-	58,941	57,707	98	1,234	2	12,683	70,390
93	Misamis Occidental II Electric Cooperative, Inc.	8	100	253	253	100	-	88,046	87,529	99	517	1	15,865	103,394
94	Misamis Oriental I Rural Electric Service Cooperative, Inc.	10	100	156	156	100	-	110,926	106,828	96	4,098	4	11,392	118,220
95	Misamis Oriental II Electric Service Cooperative, Inc.	12	100	265	265	100	-	106,255	97,670	92	8,585	8	2,766	100,436
96	First Bukidnon Electric Cooperative, Inc.	13	100	303	303	100	-	212,771	194,646	91	18,125	9	4,157	198,803
97	Bukidnon II Electric Cooperative, Inc.	10	100	171	171	100	-	145,135	137,673	95	7,462	5	9,707	147,380
98	Camiguin Electric Cooperative, Inc.	5	100	58	58	100	-	22,281	22,131	99	150	1	3,605	25,736
99	Lanao del Norte Electric Cooperative, Inc.	19	100	410	410	100	-	145,017	110,611	76	34,406	24	9,478	120,089
	Sub-Total	85	100	1,843	1,843	100	-	889,372	814,795	92	74,577	8	69,653	884,448
REGION XI (DAVAO REGION)														
100	Davao Oriental Electric Cooperative, Inc.	11	100	183	183	100	-	140,064	119,812	86	20,252	14	9,494	129,306
101	Northern Davao Electric Cooperative, Inc.	18	100	376	376	100	-	351,676	262,567	75	89,109	25	1,396	263,963
102	Davao del Sur Electric Cooperative, Inc.	15	100	337	337	100	-	260,866	222,245	85	38,621	15	22,392	244,637
	Sub-Total	44	100	896	896	100	-	752,606	604,624	80	147,982	20	33,282	637,906
REGION XII (SOCCSKSARGEN)														
103	Cotabato Electric Cooperative, Inc.	12	100	348	348	100	-	222,681	206,695	93	15,986	7	11,573	218,268
104	Cotabato Electric Cooperative, Inc. - PPALMA	6	100	195	195	100	-	133,430	92,465	69	40,965	31	2,784	95,249
105	South Cotabato I Electric Cooperative, Inc.	10	100	172	172	100	-	196,554	158,078	80	38,476	20	1,518	159,596
106	South Cotabato II Electric Cooperative, Inc.	10	100	206	206	100	-	370,756	321,359	87	49,397	13	-	321,359
107	Sultan Kudarat Electric Cooperative, Inc.	17	100	311	311	100	-	220,415	188,041	85	32,374	15	15,004	203,045
	Sub-Total	55	100	1,232	1,232	100	-	1,143,836	966,638	85	177,198	15	30,879	997,517
BANGSAMORO AUTONOMOUS REGION IN MUSLIM MINDANAO (BARMM)														
108	Tawi-Tawi Electric Cooperative, Inc. ²	9	100	186	186	100	-	68,947	13,597	20	55,350	80	-	13,597
109	Siasi Electric Cooperative, Inc. ¹	2	100	66	66	100	-	20,612	4,258	21	16,354	79	-	4,258
110	Sulu Electric Cooperative, Inc.	16	100	330	330	100	-	139,302	34,657	25	104,645	75	-	34,657
111	Basilan Electric Cooperative, Inc.	14	100	269	269	100	-	106,294	62,174	58	44,120	42	-	62,174
112	Cagayan de Sulu Electric Cooperative, Inc.	2	100	17	17	100	-	5,821	3,529	61	2,292	39	-	3,529
113	Lanao del Sur Electric Cooperative, Inc. ³	41	100	1,176	1,176	100	-	189,500	109,144	58	80,356	42	-	109,144
114	Maguindanao Electric Cooperative, Inc.	30	100	409	403	99	6	173,023	56,956	33	116,067	67	-	56,956
	Sub-Total	114	100	2,453	2,447	99	6	703,499	284,315	40	419,184	60	-	284,315
REGION XIII (CARAGA)														
115	Agusan del Norte Electric Cooperative, Inc.	12	100	253	253	100	-	180,424	178,445	99	1,979	1	37,251	215,696
116	Agusan del Sur Electric Cooperative, Inc.	14	100	314	314	100	-	173,962	170,963	98	2,999	2	25,945	196,908
117	Surigao del Norte Electric Cooperative, Inc.	12	100	203	203	100	-	95,551	94,649	99	902	1	10,596	105,245
118	Siargao Electric Cooperative, Inc.	9	100	132	132	100	-	31,894	31,773	99	121	1	4,265	36,038
119	Dinagat Islands Electric Cooperative, Inc.	7	100	100	100	100	-	29,391	28,995	99	396	1	6,942	35,937
120	Surigao del Sur I Electric Cooperative, Inc.	5	100	112	112	100	-	65,128	65,128	100	-	-	31,970	97,098
121	Surigao del Sur II Electric Cooperative, Inc.	14	100	197	197	100	-	85,423	84,070	98	1,353	2	11,451	95,521
	Sub-Total	73	100	1,311	1,311	100	-	661,773	654,023	99	7,750	1	128,420	782,443
	TOTAL MINDANAO	443	100	9,598	9,592	99	6	5,021,269	4,047,223	81	974,046	19	277,589	4,324,812
	TOTAL	1,477	100	36,071	36,065	99	6	16,277,509	14,618,146	90	1,659,363	10	1,379,058	15,997,204




NATIONAL ELECTRIFICATION
ADMINISTRATION

Executive Committee



ANTONIO MARIANO C. ALMEDA
Administrator



VIC P. ALVARO
Deputy Administrator
Corporate Resources and
Financial Services
(Starting 05 December 2023)



LEILA B. BONIFACIO
Deputy Administrator
Corporate Resources and
Financial Services
(Up to 04 October 2023)



OMAR M. MAYO
Deputy Administrator
EC Management Services



ERNESTO O. SILVANO, JR.
Deputy Administrator
Technical Services



ROSSAN S.J. ROSERO-LEE
Deputy Administrator
Legal Services

OFFICE OF THE ADMINISTRATOR



ANNA CLARISSA V. REYES
Head Executive Assistant



EMIL S. CUYUGAN
Department Manager
Corporate Communications
and Social Marketing Office
(Starting 05 July 2023)



RHINA H. ANGUE
Acting Department Manager
Corporate Communications
and Social Marketing Office
(Up to 04 July 2023)



IRENE C. MARTIN
Officer-in-Charge
Office for Performance
Assessment and
Special Studies



RODERICK N. PADUA
Officer-in-Charge
Information Technology
and Systems Development
(Starting 18 January 2023)
and Concurrent Department Manager
Corporate Planning Office
(Starting 07 November 2023)



LUISA I. HERNANDEZ
Officer-in-Charge
Corporate Planning Office
(Up to 06 June 2023)
Department Manager
Corporate Planning Office
(07 June - 06 November 2023)
Assist
Office for Performance Assessment
and Special Studies
(06 December 2023 - Present)



LEILANI L. RICO
Division Manager
Database Management
and Program Control



NOLLIE B. ALAMILLO
Rural Electrification
Special Program Office
(Starting 27 April 2023)



PERCIVAL G. CRISOSTOMO
Rural Electrification
Special Program Office
(Starting 27 April 2023)



LINO S.J. VERMUDO JR.
Division Manager
Strategic Planning



RODOLFO D. EVANGELISTA
Acting Division Manager
Rural Electrification
Project Planning & Development



RINA R. DOLINA
Officer-in-Charge
NEA-EC Training Institute



MA. REGINA C. FILOTEO
Acting Division Manager
Professional Development

CORPORATE RESOURCES AND FINANCIAL SERVICES SECTOR



GWEN P. ENCISO-KYAMCO
Acting Department Manager
Human Resources and Administration
(Starting 01 December 2023)



JONA E. ANDAL
Department Manager
Human Resources and Administration
(Up to 30 November 2023)



ILUGEN P. MABANSAG
Concurrent Division Manager
Human Resources Management
(Starting 12 December 2023)



ANASTACIA B. SUASI
Division Manager
Human Resources Management
(Up to 11 December 2023)



IRENE H. VIRAY
Acting Department Manager
Finance Services
(04 January - 11 July 2023)
Department Manager
Finance Services
(Starting 12 July 2023)



MA. CHONA O. DELA CRUZ
Division Manager
Financial Services and Accounting



ANNABELLE P. CRUZ
Division Manager
General Services

THERESITA A. RIVERA
Acting Division Manager
Treasury Division
(Starting 05 January 2023)



IMEE G. APOSTOL
Acting Division Manager
Financial Planning and Control
(Up to 27 November 2023)
Division Manager
Financial Planning and Control
(Starting 28 November 2023)



ROSIE M. ALAMILLO
Acting Department Manager
Accounts Management and Guarantee
(Up to 16 November 2023)
Department Manager
Accounts Management and Guarantee
(Starting 17 November 2023)



GINA T. QUINDO
Division Manager
Accounts Services



ROUCHELLE JANE M. PAYURAN
Acting Division Manager
Accounts Management

LEGAL SECTOR



VIC P. ALVARO
Department Manager
Legal Services
(Up to 04 December 2023)



GWEN P. ENCISO-KYAMCO
Acting Corporate Board Secretary V
Office of the Corporate Secretary



OSWALDO F. GABAT
Attorney V
Legal Services Office



CLAUDETTE G. UBALDO-DEMA
Officer-in-Charge
Regulatory Affairs Office



JUDY B. ARCILLA
Department Manager
Internal Audit and Quality
Standards Management Office



RHONIEL I. LIBUNAO
Acting Division Manager
System Audit and Quality Standard



ILUGEN P. MABANSAG
Division Manager
Financial & Special Audit Division

TECHNICAL SERVICES SECTOR



FEDERICO P. VILLAR, JR.
Department Manager
Engineering



EXEQUIEL T. EVALE, JR.
Division Manager
Technical Operation
Concurrent Officer-in-Charge
Total Electrification and
Renewable Energy Development
(Starting 04 April 2023)



JOSEPH M. SANGGALANG
Officer-in-Charge
Total Electrification and
Renewable Energy Development
(Up to 03 April 2023)



ERIC B. CAMPOTO
Officer-in-Charge
Disaster Risk Reduction and Management



LOUIE ANDREW L. PUNTOD
Officer-in-Charge
Total Electrification Division
Concurrent Acting Division Manager
Systems Planning and
Evaluation Division
(Starting 04 April 2023)



ISAK JONATHAN V. VILLANUEVA
Officer-in-Charge
Renewable Energy Development Division

ELECTRIC COOPERATIVE MANAGEMENT SERVICES SECTOR



RICARDO C. ORIAS, JR.
Department Manager
Management Consultancy Services



XERXES D. ADZUARA
Department Manager
Management Consultancy Services
Concurrent Department Manager
Institutional Development
(27 April - 31 May 2023)



NELSON A. LALAS
Department Manager
Management Consultancy Services



LUISA I. HERNANDEZ
Department Manager
Management Consultancy Services
(07 November - 05 December 2023)



RUTH S. RAMIREZ
Department Manager
Management Consultancy Services



BIENVENIDA M. TONGOL
Department Manager
Management Consultancy Services
(Up to 05 May 2023)



HENRIETTA A. MARAMOT
Department Manager
Management Consultancy Services



JONA E. ANDAL
Department Manager
Management Consultancy Services
(Starting 01 December 2023)



ALEXANDER PAUL T. RIVERA
Department Manager
Institutional Development
(Starting 01 June 2023)



NOLLIE B. ALAMILLO
Department Manager
Institutional Development
(Up to 26 April 2023)



CLAIRE P. QUETUA
Acting Division Manager
Consumer Development and Protection
(Starting 04 December 2023)



ARNEL P. GALARPE
Acting Division Manager
Consumer Development and Protection
(Up to 03 December 2023)
Concurrent Officer-in-Charge
Organizational Management and Development
(27 April - 03 July 2023)



PERCIVAL G. CRISOSTOMO
Division Manager
Organizational Management and Development
(Up to 26 April 2023)



IMELDA I. AMERICA
Officer-in-Charge
Organizational Management and Development
(Starting 04 July 2023)



ANAFEL B. TIO
Department Manager
EC Audit



CAYETANO B. JUAREZ
Division Manager
EC Financial Management Audit



RODEL M. GIPULAN
Division Manager
EC Operations and
Systems Audit

Our Partners



Dingras, Ilocos Norte



Santiago, Ilocos Sur



Aringay, La Union



Bani, Pangasinan



San Carlos City, Pangasinan



Urdaneta City, Pangasinan



Basco, Batanes



Solana, Cagayan



Aparri, Cagayan



Alicia, Isabela



Ilagan City, Isabela



Dupax del Sur, Nueva Vizcaya



Diffun, Quirino



Bangued, Abra



Baguio City, Benguet



Lagawe, Ifugao



Tabuk City, Kalinga



Bontoc, Mountain Province



Baler, Aurora



Gerona, Tarlac



Concepcion, Tarlac



San Isidro, Nueva Ecija



Talavera, Nueva Ecija



San Leonardo, Nueva Ecija



San Jose City, Nueva Ecija



Mexico, Pampanga



Mexico, Pampanga



Guagua, Pampanga



Apalit, Pampanga



Balanga City, Bataan



Palauig, Zambales



Castillejos, Zambales



Lumban, Laguna



Calaca, Batangas



Lipa City, Batangas



Pitogo, Quezon



Infanta, Quezon



Lubang, Occidental Mindoro



San Jose, Occidental Mindoro



Calapan City, Oriental Mindoro



Boac, Marinduque



Odiongan, Romblon



Romblon, Romblon



Coron, Palawan



Puerto Prinsesa City, Palawan



Daet, Camarines Norte



Libmanan, Camarines Sur



Naga City, Camarines Sur



Iriga City, Camarines Sur



Tigaon, Camarines Sur



Legaspi City, Albay



Irosin, Sorsogon



Sorsogon City, Sorsogon



Bato, Catanduanes



Mobo, Masbate



Ticao Island, Masbate



Lezo, Aklan



San Jose de Buenavista, Antique



Panitan, Capiz



Tigbauan, Iloilo



Pototan, Iloilo



Sara, Iloilo



Jordan, Guimaras



Manapla, Negros Occidental



Bacolod City, Negros Occidental



Kabankalan, Negros Occidental



Bindoy, Negros Oriental



Dumaguete City, Negros Oriental



Bantayan, Cebu



Dumanjug, Cebu



Bogo City, Cebu



Toledo City, Cebu

Commission on Audit

Humphry G. Torres
Supervising Auditor



Larana, Siquijor



Poro, Cebu



Tubigon, Bohol



Jagna, Bohol



Tolosa, Leyte



Tacloban City, Leyte



Tunga, Leyte



Hilongos, Leyte



Ormoc City, Leyte



Maasin City, Southern Leyte



Biliran, Leyte



Bobon, Northern Samar



Calbayog City, Samar



Paranas, Samar



Borongan City, Eastern Samar



Dipolog City, Zamboanga del Norte



Pagadian City, Zamboanga del Sur



Ipil, Zamboanga Sibugay



Zamboanga City



Calamba, Misamis Occidental



Ozamis City, Misamis Occidental



Laguindingan, Misamis Oriental



Medina, Misamis Oriental



Maramag, Bukidnon



Manolo Fortich, Bukidnon



Mambajao, Camiguin



Tubod, Lanao del Norte



City of Mati, Davao Oriental



Montevista, Compostela Valley Province



Digos City, Davao del Sur



Matalam, Cotabato



Midsayap, Cotabato



City of Coronadal, South Cotabato



General Santos City, South Cotabato



Tacurong City, Sultan Kudarat



Bongao, Tawi-Tawi



Siasi, Sulu



Jolo, Sulu



Isabela City, Basilan



Mapun, Tawi-Tawi



Marawi City, Lanao del Sur



Datu Odin Sinsuat, Maguindanao



Butuan City, Agusan del Norte



San Francisco, Agusan Sur



Surigao City, Surigao del Norte



Dapa, Surigao del Norte



San Jose, Dinagat Islands



Bisig City, Surigao del Sur



Tandag, Surigao del Sur

EDITORIAL BOARD

Executive Editor: ANTONIO MARIANO C. ALMEDA • **Editor-in-Chief:** ANNA CLARISSE V. REYES
Managing Editor: EMIL S. CUYUGAN • **Editorial Consultant:** EVER LAWRENCE R. GUTIERREZ / HECHADEE S. DELA CRUZ
Associate Editors: ELLEN FLEUR V. BANG-AY, RAFAEL B. BARRIENTOS, DOMINIQUE T. GONZALES

Contributors:

ELIZANDRA ISABEL B. ESTRADA, DARIL JEFF M. HIDALGO, RACHEL F. VALDEABELLA - FSD
ROSIE M. ALAMILLO, TIBURCIO P. SANGALANG - AMGD • MARIVIC D. DARACAN - MSCO
TRISTAN P. CRUZ - ECAD • JANICE F. MABILOG, CATHERINE S. LEONARDO - IDD
EXEQUIEL T. EVALE, JR. - ED • RAY VINCENT B. MANZANO - TEREDD • ERIC B. CAMPOTO - DRRMD
CARIZA C. CRUZ, MARY LYNN G. MANDO - LSO • ELAINE O. PEREZ - ADCOM
CHRISTINE C. SAGRITALO - IAQSMO • JERIC C. CARVAJAL - RAO • ANGELIE L. ARGUILLES - CORSEC
LUISA I. HERNANDEZ, JOHN CARLOS S. SANTOS, LESTER JADE O. LINDAIN - CPO
LOURDES S. QUINTERO - NETI • ANA ROSA D. PAPA, IRENE C. MARTIN - OPASS
LEILANI L. RICO, LOVEJOY DONATO C. FERNANDEZ, JR. - ITCSO
JONA E. ANDAL, HERNANDO N. GABOTERO - HRAD • RAFAEL B. BARRIENTOS - CCSMO

Creatives: BRIAN O. ALEGRE • JOMARBIN A. MAYNIGO • ERNESTO T. DE VERA

Production: ANNABELLE P. CRUZ • EMMANUEL B. SARMIENTO

Administrative: RODOLFO R. ROQUE • HILARIO A. DE CASTRO



57 NIA Road, Government Center, Diliman, Quezon City 1100 Philippines
Telefax: (632) 929-2237 Local: (632) 8929-1909 loc.153



www.nea.gov.ph



[@OfficialNEA](https://www.facebook.com/OfficialNEA)



[@nea_ph](https://twitter.com/nea_ph)



[National Electrification Administration](https://www.youtube.com/NationalElectrificationAdministration)